

# GRANDSE POINT OF SALE

USER GUIDE

# LOGIN

User name – [sales@grandsell.in](mailto:sales@grandsell.in) / Password – Grand1316



Please login to your account.

 sales@grandsell.in

 Grand1316

☐ Remember me

Login 

Forgot your password?

Don't worry! [click here](#) to reset

# DASHBOARD

GRANDSE

Dashboard

Products

Sales

Quotations

Purchases

Transfers

People

Notifications

Settings

Reports

Welcome grandsell

Dashboard

Your IP Address 103.78.159.53 ( Last login at: 28/11/2017 11:41 )

Quick Links

Products

Sales

Quotations

Purchases

Transfers

Customers

Suppliers

Notifications

Users

Settings

Latest Five

Sales

Quotations

Purchases

Transfers

Customers

Suppliers

#	Date	Invoice No	Customer	Status	Total	Payment Status	Paid
No data available							

## ADD USER

People -> Add User

GRANDSE

Dashboard

Products

Sales

Quotations

Purchases

Transfers

People

List Users

Add User

List Billers

Add Biller

List Customers

Add Customer

List Suppliers

Add Supplier

Notifications

Settings

Reports

Home

Users

Add User

Your IP Address 103.78.159.53 ( Last login at: 28/11/2017 11:41 )

Add User

Add User

First Name \*

Last Name \*

Gender \*

Male

Company \*

Phone \*

Email \*

Username \*

Password \*

Status \*

Active

Group \*

owner

Notify User by Email

# ADD BILLER

People → Add Biller

GRANDSE

Dashboard

Products

Sales

Quotations

Purchases

Transfers

People

List Users

Add User

List Billers

Add Biller

List Customers

Add Customer

List Suppliers

Add Supplier

Notifications

Settings

Reports

Please fill in the information below. The field labels marked with \* are required input fields.

Logo \*

30080grandse.png

Company \*

Name \*

GST Number

Email Address \*

Phone \*

Address \*

City \*

State

Andaman & Nicobar

Postal Code

Country

State Code

Billers Custom Field 2

Billers Custom Field 3

Billers Custom Field 4

Billers Custom Field 5

Billers Custom Field 6

GRANDSE

3 (Last login at: 28/11/2017 11:41)

Country

India

Country]

Actions

Actions

< Previous

1

Next >

Invoice Footer

# ADD SUPPLIER

People → Add Supplier

GRANDSE

Dashboard

Products

Sales

Quotations

Purchases

Transfers

People

List Users

Add User

List Billers

Add Biller

List Customers

Add Customer

List Suppliers

Add Supplier

Notifications

Settings

Reports

ADD SUPPLIER

Please fill in the information below. The field labels marked with \* are required input fields.

Company \*

Postal Code

Name \*

Country

GST Number

Supplier Custom Field 1

Email Address \*

Supplier Custom Field 2

Phone \*

Supplier Custom Field 3

Address \*

Supplier Custom Field 4

City \*

Supplier Custom Field 5

State

Select

Supplier Custom Field 6

Welcome grandsell

3 (Last login at: 28/11/2017 11:41)

GST Number

Actions

GST Number]

Actions

< Previous

Next >

# SYSTEM SETTINGS

## Settings → System Settings

GRANDSE

- Dashboard
- Products
- Sales
- Quotations
- Purchases
- Transfers
- People
- Notifications
- Settings
- System Settings
- POS Settings
- List Printers
- Add Printer
- Change Logo
- Currencies
- Customer Groups
- Price Groups
- Categories

Home / 
 System Settings

Your IP Address 103.78.159.53 ( Last login at: 28/11/2017 11:41 )

System Settings

SkrillPaypal

Please update the information below. The field labels marked with \* are required input fields.

Site Configuration

<b>Site Name *</b> <input type="text" value="GRANDSE"/>	<b>Language *</b> <input type="text" value="English"/>	<b>Default Currency *</b> <input type="text" value="INDIAN RUPEES"/>
<b>Accounting Method *</b> <input type="text" value="FIFO (First In First Out)"/>	<b>Default Email *</b> <input type="text" value="grandsell@outlook.com"/>	<b>Default Customer Group *</b> <input type="text" value="General"/>
<b>Default Price Group *</b> <input type="text" value="Default"/>	<b>Maintenance Mode *</b> <input type="text" value="No"/>	<b>Theme *</b> <input type="text" value="Default"/>
<b>RTL Support *</b> <input type="text" value="Disable"/>	<b>Login Captcha *</b> <input type="text" value="Disable"/>	<b>Number of days to disable editing *</b> <input type="text" value="90"/>
<b>Rows per page *</b> <input type="text" value="10"/>	<b>Date Format *</b> <input type="text" value="dd/mm/yyyy"/>	<b>Timezone *</b> <input type="text" value="Asia/Kolkata"/>
<b>Calender *</b> <input type="text" value="Shared"/>	<b>Default Warehouse *</b> <input type="text" value="Warehouse 1 (WHI)"/>	<b>Default Biller *</b> <input type="text" value="GRANDELL"/>
<b>PDF Library *</b> <input type="text" value="GrandSell PDF Library"/>		

# SYSTEM SETTINGS

## SETTINGS → POS SETTINGS

GRANDSE

Dashboard

Products

Sales

Quotations

Purchases

Transfers

People

Notifications

Settings

System Settings

POS Settings

List Printers

Add Printer

Change Logo

Currencies

Customer Groups

Price Groups

Categories

POS

Welcome grandse

Home / POS Settings

Your IP Address 103.78.159.53 ( Last login at: 28/11/2017 11:41 )

POS Settings

Please update the information below. The field labels marked with \* are required input fields.

POS Configuration

Display Products \*

20

POS Pin Code

Default Category \*

Category 1

Default Biller \*

GRANDSELL

Default Customer \*

Walk-in Customer

Display Time \*

Yes

On-Screen Keyboard \*

Yes

Product Button Color \*

Default

Tool tips \*

Yes

Rounding \*

Disable

Item Order \*

Default

After Sale Page \*

Receipt

Display Customer Details on Receipt \*

No

POS Printing

Printing \*



# SYSTEM SETTINGS

## SETTINGS → CURRENCIES

The screenshot displays the GRANDSE application interface. On the left is a dark sidebar menu with the following items: Dashboard, Products, Sales, Quotations, Purchases, Transfers, People, Notifications, Settings (highlighted), System Settings, POS Settings, List Printers, Add Printer, Change Logo, Currencies (highlighted), Customer Groups, Price Groups, and Categories. The main content area shows the 'Currencies' page with a 'Please use the table' message and a table with columns 'Rate', 'Symbol', and 'Actions'. A modal window titled 'ADD CURRENCY' is open in the center. It contains a close button (X) and a message: 'Please fill in the information below. The field labels marked with \* are required input fields.' The form has five input fields: 'Currency Code \*', 'Currency Name \*', 'Symbol \*', 'Exchange Rate \*', and a checkbox for 'Auto Update Rate'. A blue 'Add Currency' button is at the bottom right of the modal.

**GRANDSE**

Home / System Settings

**ADD CURRENCY** [X]

Please fill in the information below. The field labels marked with \* are required input fields.

**Currency Code \***

**Currency Name \***

**Symbol \***

**Exchange Rate \***

☐ Auto Update Rate

**Add Currency**

Address 103.78.159.53 (Last login at: 28/11/2017 11:41)

Search

Rate	Symbol	Actions
	₹	

< Previous 1 Next >

# ADD CATEGORY

## SETTINGS → CATEGORIES

The screenshot displays the GrandSE application interface. On the left is a dark sidebar with a menu including Dashboard, Products, Sales, Quotations, Purchases, Transfers, People, Notifications, Settings (highlighted), System Settings, POS Settings, List Printers, Add Printer, Change Logo, Currencies, Customer Groups, Price Groups, and Categories. The main content area shows a 'Home / System Settings' breadcrumb and a 'Categories' section with a 'Please use the' message and a 'Show 10' dropdown. A modal window titled 'ADD CATEGORY' is open in the center. It contains a close button (X) and a message: 'Please fill in the information below. The field labels marked with \* are required input fields.' The form fields are: 'Category Code \*' (text input), 'Category Name \*' (text input), 'Slug \*' (text input), 'Category Image' (text input with a 'Browse ...' button), and 'Parent Category' (dropdown menu with 'Select Parent Category' as the placeholder). An 'Add Category' button is at the bottom right of the modal. The background is dimmed, showing a top navigation bar with icons and a 'Welcome grandsell' message, and a table with columns 'Parent Category' and 'Actions'.

**GRANDSE**

Dashboard

Products

Sales

Quotations

Purchases

Transfers

People

Notifications

**Settings**

System Settings

POS Settings

List Printers

Add Printer

Change Logo

Currencies

Customer Groups

Price Groups

Categories

Home / System Settings

**ADD CATEGORY**

Please fill in the information below. The field labels marked with \* are required input fields.

**Category Code \***

**Category Name \***

**Slug \***

**Category Image**

**Parent Category**

Select Parent Category

**Add Category**

Address 103.78.159.53 (Last login at: 28/11/2017 12:00 )

Search

Parent Category

Actions

< Previous 1 Next >

## ADD BRANDS

SETTINGS → BRANDS

GRANDSE

Dashboard

Products

Sales

Quotations

Purchases

Transfers

People

Notifications

Settings

System Settings

POS Settings

List Printers

Add Printer

Change Logo

Currencies

Customer Groups

Price Groups

Categories

Home

System Settings

Brands

Your IP Address 103.78.159.53 ( Last login at: 28/11/2017 12:00 )

Brands

Please use the table below to navigate or filter the results. You can download the table as excel and pdf.

Show 10

Search

	Image	Code	Name	Slug	Actions
No data available in table					

Showing 0 to 0 of 0 entries

< Previous

Next >

## ADD VARIANTS

SETTINGS → VARIANTS

GRANDSE

Dashboard

Products

Sales

Quotations

Purchases

Transfers

People

Notifications

Settings

System Settings

POS Settings

List Printers

Add Printer

Change Logo

Currencies

Customer Groups

Price Groups

Categories

Home / System Settings / Variants

Your IP Address 103.78.159.53 ( Last login at: 28/11/2017 12:00 )

Variants

+

Please use the table below to navigate or filter the results. You can download the table as excel and pdf.

Show 10

Search

	Name	Actions
No data available in table		

Showing 0 to 0 of 0 entries

< Previous

Next >

# ADD UNITS

## SETTINGS → UNITS

The screenshot displays the GRANDSE application interface. On the left is a dark sidebar menu with the following items: Dashboard, Products, Sales, Quotations, Purchases, Transfers, People, Notifications, Settings (highlighted), System Settings, POS Settings, List Printers, Add Printer, Change Logo, Currencies, Customer Groups, Price Groups, and Categories. The main content area shows the 'Units' section with a 'Please use the' message and a 'Show 10' dropdown. A modal window titled 'ADD UNIT' is open in the center. It contains a close button (X) in the top right corner and a message: 'Please fill in the information below. The field labels marked with \* are required input fields.' The form has three fields: 'Unit Code \*' (text input), 'Unit Name \*' (text input), and 'Base Unit' (a dropdown menu currently showing 'Select Unit'). A blue 'Add Unit' button is located at the bottom right of the modal. The background is dimmed, showing a top navigation bar with icons for home, settings, calendar, and others, and a user profile section with the text 'Welcome grandsell' and 'Address 103.78.159.53 (Last login at: 28/11/2017 12:00)'.

**GRANDSE**

Home / System Settings

**Units**

Please use the

Show 10

No data available

Showing 0 to 0

**ADD UNIT**

Please fill in the information below. The field labels marked with \* are required input fields.

**Unit Code \***

**Unit Name \***

**Base Unit**

Select Unit

**Add Unit**

Address 103.78.159.53 (Last login at: 28/11/2017 12:00)

Search

Operation Value

Actions

< Previous

Next >

# ADD TAX RATES

## SETTINGS → TAX RATES

GRANDSE

Dashboard

Products

Sales

Quotations

Purchases

Transfers

People

Notifications

Settings

System Settings

POS Settings

List Printers

Add Printer

Change Logo

Currencies

Customer Groups

Price Groups

Categories

Home / System Settings

Tax Rates

Please use the tax rates below.

Show 10

☐ GST @

☐ No Tax

☐ VAT @

☐ VAT @

Showing 1 to 4

ADD TAX RATE

Please fill in the information below. The field labels marked with \* are required input fields.

Name \*

Code

Rate \*

Type \*

Percentage

Add Tax Rate

Address 103.78.159.53 ( Last login at: 28/11/2017 12:00 )

Search

	Type	Actions
	Percentage	<div></div>
	Fixed	<div></div>
	Percentage	<div></div>
	Percentage	<div></div>

< Previous

1

Next >

## ADD WAREHOUSE

### SETTINGS → WAREHOUSE

[illegible]





# IMPORT PRODUCTS

## PRODUCTS → IMPORT PRODUCTS

GRANDSE

Dashboard

Products

List Products

Add Product

Import Products

Print Barcode/Label

Quantity Adjustments

Add Adjustment

Stock Counts

Count Stock

Sales

Quotations

Purchases

Transfers

People

Notifications

Settings

Reports

Home

Products

Add products by CSV

Your IP Address 103.78.159.53 ( Last login at: 28/11/2017 12:00 )

+

Add products by CSV

The first line in downloaded csv file should remain as it is. Please do not change the order of columns.

The correct column order is (Name, Code, Barcode Symbology, Brand, Category Code, Unit Code, Sale Unit Code, Purchase Unit Code, Cost, Price, Alert Quantity, Tax, Tax Method, Image, Sub category Code, Product Variants separated by vertical bar | , Product Custom Field 1, Product Custom Field 2, Product Custom Field 3, Product Custom Field 4, Product Custom Field 5, Product Custom Field 6 ) & you must follow this.

Please make sure the csv file is UTF-8 encoded and not saved with byte order mark (BOM).

The images should be uploaded in **uploads** folder.

Upload File \*

Browse ...

Import

Download Sample File

Settings → PRINT BARCODE

**GRANDSE**
Welcome grandsell

[Home](#) / [Products](#) / [Print Barcodes](#)
Your IP Address 103.78.159.53 ( Last login at: 28/11/2017 12:00 )

+ **Print Barcode/Label**

You can visit [Categories](#), [Sub Categories](#), [Purchases](#) and [Transfers](#) to add products to this printing list.

#### Add Product

Add Item

Product Name (Product Code)	Quantity	Variants	
<b>Style *</b> <div style="border: 1px solid #ccc; padding: 5px; min-height: 20px;">24 per sheet (a4) (2.48" x 1.334")</div>			
Please don't forget to set correct page size and margin for your printer. You can set right and bottom to 0 while left and top margin can be adjusted according to your need.			
<b>Print:</b> <input checked="" type="checkbox"/> site name <input checked="" type="checkbox"/> Product Name <input checked="" type="checkbox"/> Price <input type="checkbox"/> Currencies <input type="checkbox"/> Unit <input type="checkbox"/> Category <input type="checkbox"/> Variants <input type="checkbox"/> Product Image <input checked="" type="checkbox"/>			
<b>Check promotional price</b>			
<div style="display: inline-block; background-color: #00bcd4; color: white; padding: 5px 15px; margin-right: 10px;">Update</div> <div style="display: inline-block; background-color: #f44336; color: white; padding: 5px 15px;">Reset</div>			

PRODUCTS → ADD ADJUSTMENT

GRANDSE

Dashboard

Products

List Products

Add Product

Import Products

Print Barcode/Label

Quantity Adjustments

Add Adjustment

Stock Counts

Count Stock

Sales

Quotations

Purchases

Transfers

People

Notifications

Settings

Reports

Home / Products / Add Adjustment

Your IP Address 103.78.159.53 ( Last login at: 28/11/2017 12:00 )

+

Add Adjustment

Please fill in the information below. The field labels marked with \* are required input fields.

Date \*

28/11/2017 14:25

Invoice No

Warehouse \*

Warehouse 1

Attach Document

Browse ...

Please add products to order list

Products \*

Product Name (Product Code)	Variant	Type	Quantity	
<div>Note</div> <div> <div> <div></div> <div></div> <div></div> <div></div> <div></div> </div> <div> <div>B</div> <div>I</div> <div>U</div> </div> <div> <div></div> <div></div> </div> <div> <div></div> <div></div> </div> <div> <div></div> </div> </div>				

Submit

Reset



# LIST SALES

SALES → LIST SALES

GRANDSE

Dashboard

Products

Sales

List Sales

POS Sales

Add Sale

Add Sale by CSV

Deliveries

List Gift Cards

Quotations

Purchases

Transfers

People

Notifications

Settings

Reports

Home / Sales

Your IP Address 103.78.159.53 ( Last login at: 28/11/2017 12:00 )

♥ Sales (All Warehouses)

Please use the table below to navigate or filter the results. You can download the table as excel and pdf.

Show 10

Search

<input type="checkbox"/>	Date	Invoice No	Biller	Customer	Sale Status	Grand Total	Paid	Balance	Payment Status		Actions
<input type="checkbox"/>	28/11/2017 13:06:00	SALE/2017/11/0001	GRANDSELL	Walk-in Customer	Completed	2,000.00	0.00	2,000.00	Pending		Actions
<input type="checkbox"/>	[Date (yyyy-m	[Invoice No]	[Biller]	[Customer]	[Sale Statu	2,000.00	0.00	2,000.00	[Payment		Actions

Showing 1 to 1 of 1 entries

< Previous 1 Next >

© 2017 GRANDSE (v3.2.12)

# ADD SALES

SALES → ADD SALES

GRANDSE

Dashboard

Products

Sales

List Sales

POS Sales

Add Sale

Add Sale by CSV

Deliveries

List Gift Cards

Quotations

Purchases

Transfers

People

Notifications

Settings

Reports

Home / Sales / Add Sale

Your IP Address 103.78.159.53 ( Last login at: 28/11/2017 12:00 )

+ Add Sale

Please fill in the information below. The field labels marked with \* are required input fields.

Date \*

28/11/2017 14:37

Invoice No

Billers \*

GRANDSELL

Please select these before adding any product

Warehouse \*

Warehouse 1

Customer \*

Select Customer

Please add products to order list

+

Order Items \*

Product (Code - Name)	Net Unit Price	Quantity	Product Tax	Subtotal ()	
-----------------------	----------------	----------	-------------	-------------	--

Order Tax

No Tax

Order Discount

Shipping

Attach Document

Sale Status \*

Payment Term

Items	0	Total	0.00	Order Discount	0.00	Order Tax	0.00	Shipping	0.00	Grand Total	0.00
-------	---	-------	------	----------------	------	-----------	------	----------	------	-------------	------



# POS SALES

SALES → POS SALES

GRANDSE

Dashboard

Products

Sales

List Sales

POS Sales

Add Sale

Add Sale by CSV

Deliveries

List Gift Cards

Quotations

Purchases

Transfers

People

Notifications

Settings

Reports

<<

Home / POS / POS Sales

Your IP Address 103.78.159.53 ( Last login at: 28/11/2017 12:00 )

POS Sales (All Warehouses)

Please use the table below to navigate or filter the results. You can download the table as excel and pdf.

Show 10

Search

	Date	Invoice No	Biller	Customer	Grand Total	Paid	Balance	Sale Status	Payment Status	Actions
No data available in table										
	[Date (yyyy-m)]	[Invoice No]	[Biller]	[Customer]	0.00	0.00	0.00	[Sale Status]	[Paymen	Actions

Showing 0 to 0 of 0 entries

< Previous

Next >













© 2017 GRANDSE (v3.2.12)

# POS BILL

DASHBOARD → POS

GRANDSE

28/11/2017 14:39



Welcome! grandsell

Walk-in Customer

Please start typing code/name for suggestions or just scan barcode

Scan/Search product by name/code

Product

Price

Qty

Subtotal

Items	0	Total	0.00
Order Tax	0.00	Discount	0.00
Total Payable			0.00

Suspend

Order

Payment

Cancel

Bill

Categories

Sub Categories

Brands

<

Sell Gift Card

>





## PURCHASE → LIST EXPENSES

GRANDSE

Dashboard

Products

Sales

Quotations

Purchases

List Purchases

Add Purchase

Add Purchase by CSV

\$

List Expenses

Add Expense

Transfers

People

Notifications

Settings

Reports

<

POS

Welcome grandsell

Home / Expenses

Your IP Address 103.78.159.53 ( Last login at: 28/11/2017 12:00 )

\$Expenses

Please use the table below to navigate or filter the results. You can download the table as excel and pdf.

Show10Search

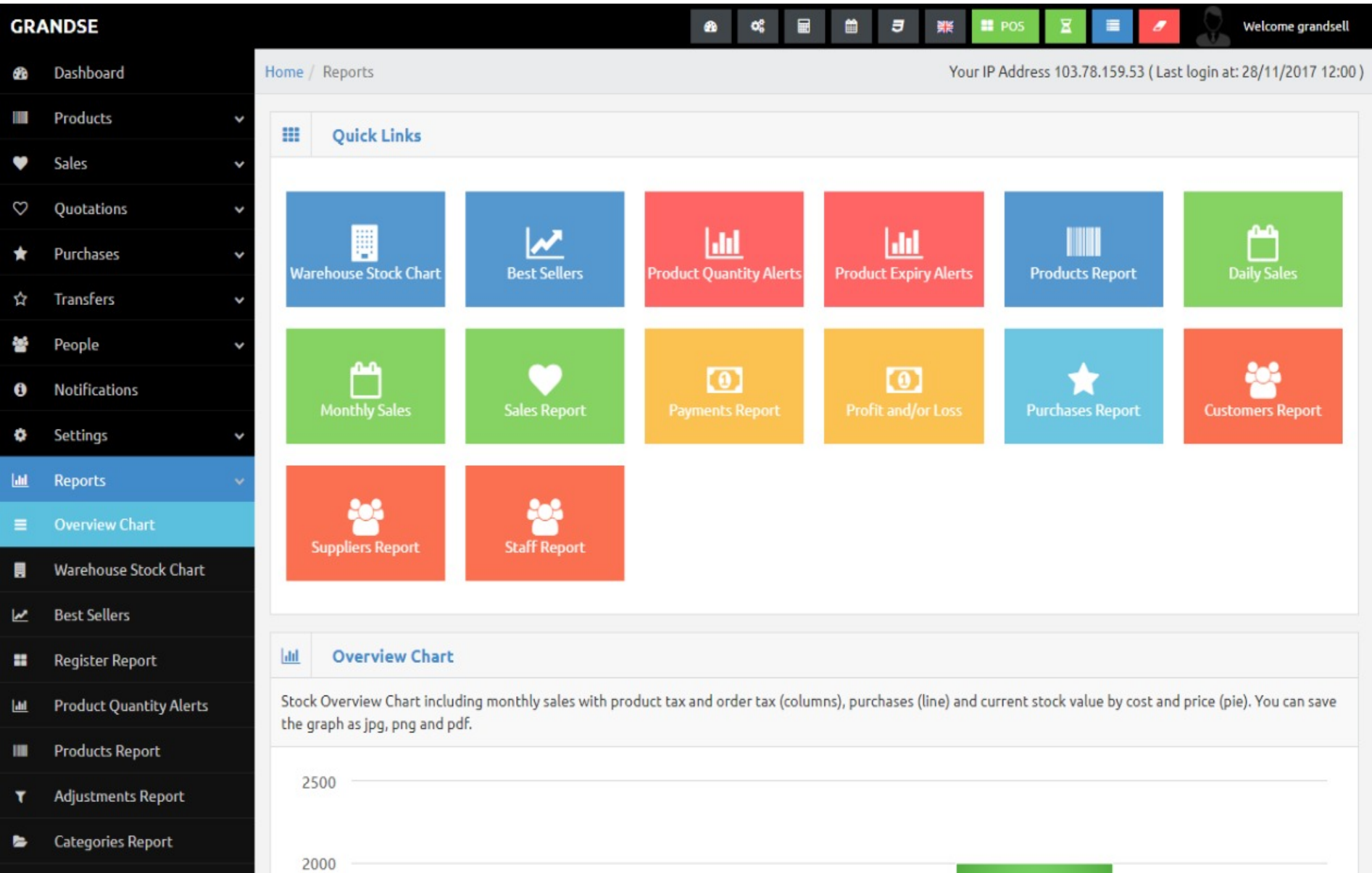
	Date	Reference	Category	Amount	Note	Created by		Actions
No data available in table								
	[Date (yyyy-mm-d]	[Reference]	[Category]	0.00	[Note]	[Created by]		Actions

Showing 0 to 0 of 0 entries

< PreviousNext >

# OVERVIEW CHART

REPORTS → OVERVIWE CHART



## REPORTS → REGISTER REPORT

**GRANDSE**

Home | 
 Reports / Register Report

Your IP Address 103.78.159.53 ( Last login at: 28/11/2017 12:00 )

**Register Report**

Please customize the report below

Show 10

Search

Open Time ▾	Close Time ⬆️⬆️	User ⬆️⬆️	Cash in hand ⬆️⬆️	CC Slips ⬆️⬆️	Cheques ⬆️⬆️	Total Cash ⬆️⬆️	Note
28/11/2017 11:52:15		Grand Sell grandsell@outlook.com	10.00				
[ yyyy-mm-dd ]	[ yyyy-mm-dd ]	[ User ]	[ Cash in ha	[ CC Slips ]	[ Cheques ]	[ Total Cash	[ Note ]

Showing 1 to 1 of 1 entries

[< Previous](#)
1
[Next >](#)

- Dashboard
- Products
- Sales
- Quotations
- Purchases
- Transfers
- People
- Notifications
- Settings
- Reports
- Overview Chart
- Warehouse Stock Chart
- Best Sellers
- Register Report
- Product Quantity Alerts
- Products Report
- Adjustments Report
- Categories Report

## OVERVIEW CHART

REPORTS → PRODUCT REPORTS

GRANDSE

Dashboard

Products

Sales

Quotations

Purchases

Transfers

People

Notifications

Settings

Reports

Overview Chart

Warehouse Stock Chart

Best Sellers

Register Report

Product Quantity Alerts

Products Report

Adjustments Report

Categories Report

Home

Reports

Products Report

Your IP Address 103.78.159.53 ( Last login at: 28/11/2017 12:00 )

Products Report

Please customize the report below

Show

10

Search

Product Code	Product Name	Purchased	Sold	Profit and/or Loss	Stock (Qty) Amt
No data available in table					
[Product Code]	[Product Name]	(0) 0.00	(0) 0.00	0.00	(0) 0.00

Showing 0 to 0 of 0 entries

< Previous

Next >

## REPORTS → SALES REPORTS

**GRANDSE**
Welcome grandsell

[Home](#) / [Reports](#) / Sales Report

### Sales Report

Please customize the report below

Show 
Search

Date ▾	Invoice No ▴▾	Biller ▴▾	Customer ▴▾	Product (Qty) ▴▾	Grand Total▴	Paid ▴▾	Balance ▴▾	Payment Status ▴▾
28/11/2017 13:06:00	SALE/2017/11/0001	GRANDSELL	Walk-in Customer	dsafdsf (2)	2,000.00	0.00	2,000.00	Pending
[Date (yyyy-mm-d]	[Invoice No]	[Biller]	[Customer]	Product (Qty)	2,000.00	0.00	2,000.00	[Payment !

Showing 1 to 1 of 1 entries
< Previous | 1 | Next >



## REPORTS → PURCHASE REPORT

GRANDSE

Dashboard

Products

Sales

Quotations

Purchases

Transfers

People

Notifications

Settings

Reports

Overview Chart

Warehouse Stock Chart

Best Sellers

Register Report

Product Quantity Alerts

Products Report

Adjustments Report

Categories Report

Home

Reports

Purchases Report

Your IP Address 103.78.159.53 ( Last login at: 28/11/2017 12:00 )

★ Purchases Report

Please customize the report below

Show 10

Search

Date	Invoice No	Warehouse	Supplier	Product (Qty)	Grand Total	Paid	Balance	Status
No data available in table								
[Date (yyyy-mm-dd)]	[Reference No]	[Warehouse]	[Supplier]	Product (Qty)	0.00	0.00	0.00	[Status]

Showing 0 to 0 of 0 entries

< Previous

Next >

## PAYMENT REPORTS

REPORTS → PAYMENT REPORT

GRANDSE

Dashboard

Products

Sales

Quotations

Purchases

Transfers

People

Notifications

Settings

Reports

Overview Chart

Warehouse Stock Chart

Best Sellers

Register Report

Product Quantity Alerts

Products Report

Adjustments Report

Categories Report

Home

Reports

Payments Report

Your IP Address 103.78.159.53 ( Last login at: 28/11/2017 12:00 )

Payments Report

Please customize the report below

Show 10

Search

Date	Payment Reference	Sale Reference	Purchase Reference	Paid by	Amount	Type
No data available in table						
[Date (yyyy-mm-dd)]	[Payment Reference]	[Sale Reference]	[Purchase Reference]	[Paid by]	0.00	[Type]

Showing 0 to 0 of 0 entries

< Previous

Next >



## CUSTOMER REPORTS

REPORTS → CUSTOMER REPORT

**GRANDSE**
Welcome grandsell

[Home](#) / [Reports](#) / Customers Report
 Your IP Address 103.78.159.53 ( Last login at: 28/11/2017 12:00 )

**Customers**

Please click view report to check the customer report.

Show

Search

Company ^	Name ^	Phone ↕	Email Address ↕	Total Sales ↕	Total Amount ↕	Paid ↕	Balance ↕	Actions
Walk-in Customer	Walk-in Customer			1.00	2,000.00	0.00	2,000.00	<a href="#" style="color: white; background-color: #007bff; padding: 2px 5px;">View Report</a>
[Company]	[Name]	[Phone]	[Email Address]	1.00	2,000.00	0.00	2,000.00	Actions

Showing 1 to 1 of 1 entries

[< Previous](#)
1
[Next >](#)

## REPORTS → CUSTOMER REPORTS

GRANDSE

Dashboard

Products

Sales

Quotations

Purchases

Transfers

People

Notifications

Settings

Reports

Overview Chart

Warehouse Stock Chart

Best Sellers

Register Report

Product Quantity Alerts

Products Report

Adjustments Report

Categories Report

Home / Reports / Suppliers Report

Your IP Address 103.78.159.53 ( Last login at: 28/11/2017 12:00 )

Suppliers

Please click view report to check the supplier report.

Show 10

Search

Company	Name	Phone	Email Address	Total Purchases	Total Amount	Paid	Balance	Actions
No data available in table								
[Company]	[Name]	[Phone]	[Email Address]	0.00	0.00	0.00	0.00	Actions

Showing 0 to 0 of 0 entries

< Previous

Next >

## REPORTS → STAFF REPORTS

**GRANDSE**
Welcome grandsell

[Home](#) / [Reports](#) / Staff Report
 Your IP Address 103.78.159.53 ( Last login at: 28/11/2017 12:00 )

### Users

Please click view report to check the staff report.

Show 10 ▼
Search

First Name	Last Name	Email	Company	Group	Status	Actions
Grand	Sell	grandsell@outlook.com	Grandsell	owner	<span>✓ Active</span>	<button style="background-color: #2c3e50; color: white; padding: 2px 5px;">View Report</button>
[First Name]	[Last Name]	[Email]	[Company]	[Group]	Status ▼	Actions

Showing 1 to 1 of 1 entries

< Previous    1    Next >

## CATEGORY REPORT

REPORTS → CATEGORY REPORTS

GRANDSE

Dashboard

Products

Sales

Quotations

Purchases

Transfers

People

Notifications

Settings

Reports

Overview Chart

Warehouse Stock Chart

Best Sellers

Register Report

Product Quantity Alerts

Products Report

Adjustments Report

Categories Report

Home

Reports

Categories Report

Your IP Address 103.78.159.53 ( Last login at: 28/11/2017 12:00 )

Categories Report

Please customize the report below

Show 10

Search

Category Code	Category Name	Purchased	Sold	Purchased Amount	Sold Amount	Profit and/or Loss
C1	Category 1	0.00	0.00	0.00	0.00	0.00
[Category Code]	[Category Name]	0.00	0.00	0.00	0.00	0.00

Showing 1 to 1 of 1 entries

< Previous

1

Next >

## CATEGORY REPORTS

GRANDSE

Dashboard

Products

Sales

Quotations

Purchases

Transfers

People

Notifications

Settings

Reports

Overview Chart

Warehouse Stock Chart

Best Sellers

Register Report

Product Quantity Alerts

Products Report

Adjustments Report

Categories Report

Home

Reports

Categories Report

Your IP Address 103.78.159.53 ( Last login at: 28/11/2017 12:00 )

Categories Report

Please customize the report below

Show 10

Search

Category Code	Category Name	Purchased	Sold	Purchased Amount	Sold Amount	Profit and/or Loss
C1	Category 1	0.00	0.00	0.00	0.00	0.00
[Category Code]	[Category Name]	0.00	0.00	0.00	0.00	0.00

Showing 1 to 1 of 1 entries

< Previous

1

Next >

# PROFIT / LOSS

## REPORTS → PROFIT AND/OR SALES

